



Getting ready for the National Assessments



Today we are going to:

-  learn some important tips for answering questions in assessments
-  practise some of these strategies to feel more confident when answering assessment (SAT) questions.

Arithmetic Warm Up

Use the space under
each question to
show your working
out.

1. 42

$- 18$

2. 15

$\times 23$

3. $52 \times 10 =$

4. $520 \div 52 =$

5. $5.2 \div 1000 =$

Tip 1 & 2:

Underline key information & Cross off items

- 1) Read each question carefully and underline key information.
- 2) Cross off items as you use them.

The first one has been started for you.

1. Here are four digit cards:



Use all four cards once to make the subtraction correct.

$$\begin{array}{r}
 \boxed{} \boxed{5} \\
 - \boxed{} \boxed{} \\
 \hline
 \boxed{1} \boxed{8}
 \end{array}$$

Tip 1 & 2: Practice 1

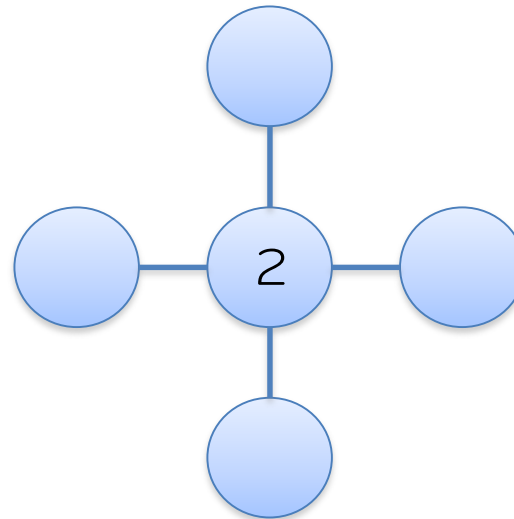
Here are five number discs.



Look at the cross pattern below.

Use each disc once so that the total across is the same as the total down.

One has been done for you.





THIRD SPACE
LEARNING

Tip 1 & 2: Practice 2



Complete

What do you notice?

Here are five digit cards:

10 100 29 290 2900

Use four of the cards to complete these calculations:

$$\boxed{} \div 100 = \boxed{}$$

$$29 \times \boxed{} \quad \boxed{}$$

What do you know?

Can you show your working out?

How could you extend the question?

Tip 3: Use bar models

- 1) Read the question carefully and underline key information.
- 2) Read the question again.
- 3) Stop after each sentence.
- 4) Decide if there is a calculation you can do.

Toby and Ellie have 15 cards each.
Ellie gives Toby 11 cards.
How many cards do Toby and Ellie
each have?



Toby
Ellie

This first one has been started for you.


--	--



Tip 3: Practice 1



Complete

 What do you notice?

There are three types of hats in a shop.



£20




£12.50





£14.75

4 friends together buy one orange hat, one green hat and two purple hats.

They share the cost equally. How much does each person pay?

What do you know? 

 Can you show your working out?

How could you extend the question? 

Tip 3: Practice 2

Use a simple drawing to model the problem in order to help you solve it.

PJ baked 45 cupcakes for a school fair.

Jeremy sneakily ate $\frac{1}{5}$ of them whilst they were cooling.



How many cupcakes did PJ take to the fair?

--	--	--	--	--

Tip 4: Be careful with units of measurement

- 1) Read each question carefully.
- 2) Underline key information.
- 3) Work in one unit of measurement only.

The first one has been started for you.

Write these times in order, starting with the shortest.

1 minute 55 seconds

155 seconds

1 minute 5 seconds

105 seconds

$$60 \text{ seconds} + 55 \text{ seconds}$$

$$= 115 \text{ seconds}$$


--	--	--	--

Tip 4: Practice 1

A box of cereal contains 1kg of cereal.

A family eats 125g each a day.

How many days does the box of cereal last?



days



THIRD SPACE
LEARNING

Tip 4: Practice 2



Complete

What do you notice?

Holly is making bunting.

She uses 75cm of yellow bunting, then 80cm of red bunting and then 75cm of blue bunting.



How long is the complete length of bunting?

Give your answer in **metres and centimetres**.

What do you know?

Can you show your working out?


How could you extend the question?

m


cm

Tip 5: What to do if you are stuck


Here's what Freddie, Anne and Carlo do if they get stuck on a test question:



I put a circle around the question number and come back to it later



I think, 'I must be able to do something!' So I look for any words I know, and I always have a go.



I underline the key information and then try and do some working. I may get a mark for some working.

Are these good ideas? Why?




Assessment strategies

What are the main strategies (tips) we looked at today that you can use in your National Assessment (SATs)?

What strategies will you use if you are stuck on a question?

Let's review:



Put a mark on the scale below to show how you feel about answering SATs questions:

